

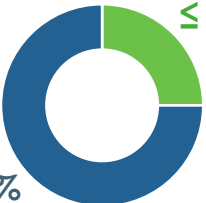
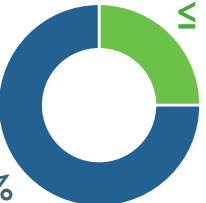
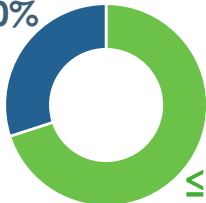
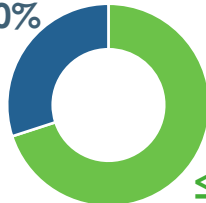

# Fixed income now

---

Jeff Moore  
Portfolio Manager

September 2023

# Fidelity's multi-sector funds

Fund	Investment Grade Total Bond Fund	Global Investment Grade Bond ETF	Multi-Sector Bond Fund	Global Core Plus Bond ETF	Tactical Credit
Inception	2018	2020	2017	2019	2022
Investment mix ■ IG ■ Non-IG	 <p>≥ 75% ≤ 25%</p>	 <p>≥ 75% ≤ 25%</p>	 <p>≥ 30% ≤ 70%</p>	 <p>≥ 30% ≤ 70%</p>	 <p>≤ 100%</p>
Risk rating	Low (CN)	Low	Low (CN)	Low	Low to medium
Geographic focus	U.S.	Global	U.S.	Global	U.S.
Non-USD exposure	≤ 10%	≤ 10%	≤ 10%	≤ 20%	≤ 5%
Available in	Mutual fund	ETF ETF fund	Mutual fund	ETF ETF fund	Mutual fund

While the Funds are typically managed to these constraints, the portfolio managers retain the discretion to deviate from them, and these constraints may not be included in the offering document as part of the Fund's investment strategies.

# Important notice

**For advisor use only.** No recipient is authorized to pass this communication on to any other person whatsoever or reproduce it by any means without the prior written consent of Fidelity.

Commissions, trailing commissions, management fees, brokerage fees and expenses may be associated with investments in mutual funds and ETFs. Please read the mutual fund's or ETF's prospectus, which contains detailed investment information, before investing. Mutual funds and ETFs are not guaranteed. Their values change frequently, and investors may experience a gain or a loss. Past performance may not be repeated. If you buy other series of Fidelity funds, the performance will vary largely due to different fees and expenses. Investors who buy Series F pay investment management fees and expenses to Fidelity. Investors will also pay their dealer a fee for financial advice services in addition to the Series F fees charged by Fidelity.

The statements contained herein are based on information believed to be reliable and are provided for information purposes only. Where such information is based in whole or in part on information provided by third parties, we cannot guarantee that it is accurate, complete or current at all times. It does not provide investment, tax or legal advice, and is not an offer or solicitation to buy. Graphs and charts are used for illustrative purposes only and do not reflect future values or returns on investment of any fund or portfolio. Particular investment strategies should be evaluated according to an investor's investment objectives and tolerance for risk. Fidelity Investments Canada ULC and its affiliates and related entities are not liable for any errors or omissions in the information or for any loss or damage suffered.

The breakdown of fund investments is presented to illustrate the way in which a fund may invest and may not be representative of a fund's current or future investments. A fund's investments may change at any time.

© 2023 Fidelity Investments Canada ULC. All rights reserved. Fidelity Investments is a registered trademark of Fidelity Investments Canada. The presenter is not registered with any securities commission and therefore cannot provide advice regarding securities.